

## ADOPT A DUCK BOX TODAY!

Please detach and submit to IBEC

Yes, I would like to register for the Adopt-A-Duck Box program

Name:.....

Institution: .....

Address:.....

.....


Phone Number:.....

Email Address:.....

Location of adopted box : .....

.....

.....



## Pearson Academy



For further information on the Adopt-A-Duck Box program, please contact the Indian Bay Ecosystem Corporation (IBEC)

General Delivery  
Indian Bay, NL  
A0G 2V0

Phone: 709-522-3222  
Fax: 709-522-3223  
Email: [ibec@eastlink.ca](mailto:ibec@eastlink.ca)



Or visit us online at  
[www.indianbayecosystem.com](http://www.indianbayecosystem.com)

Thanks to our partners



Government of Canada

Gouvernement du Canada



## INDIAN BAY ECOSYSTEM CORPORATION




## ADOPT-A-DUCK BOX

## What Is The Adopt-A-Duck Box Program?

The Adopt-A-Duck Box program is part of a habitat enhancement and awareness program established by Indian Bay Ecosystem Corporation (IBEC) in partnership with the Bonavista North Chapter of Ducks Unlimited Canada. The goal of the program is to provide suitable habitats and breeding nest boxes for ducks in the Bonavista North area.

The program has been set up to enhance:

- Breeding success for ducks
- Suitable habitat use
- Communal and individual participation.
- Awareness for maintaining bird nests and boxes.
- Stewardship initiative program




## What Are We Doing?

Some waterfowl species such as wood ducks, goldeneyes, buffleheads and mergansers are cavity nesters. They make their nest in tree cavities, which can become scarce due to the loss of mature trees and wetlands or due to competition from other species. Thus, many of these species become dependent upon human constructed nest boxes when natural tree cavities are absent.

Duck nesting boxes are assembled by students, IBEC staff and volunteers. We also instruct and teach local children on how to construct nest boxes, identify ducks species and how they can become good environmental stewards in their local community. The finished boxes are then placed at key locations using guidelines provided by Ducks Unlimited.

## Centreville Academy



## What To Do With Your Duck Box?

By adopting a duck box, you have the opportunity to get involved in wildlife management and to observe the nesting cycle of these birds up close.

In order for the birds to be attracted to, and use the boxes, it is important that the boxes be placed in a proper location. Routine maintenance of the box (when it is not occupied) is also suggested. This will ensure the needs of the birds are met and will increase the likelihood the box will be used.

- Suitable breeding and duckling habitat must be available within a couple of hundred yards of the box.
- There must be clear flight lines to the box opening and an easy path to the water.
- Boxes should be mounted on either wooden or metal posts outfitted with predator guards
- Boxes should be cleaned out and replenished with fresh wood shavings every year in late winter before new nesting hens arrive.

Please visit [ducks.ca](http://ducks.ca) for further guidelines